

INFUSION SPACES

A collection of thought starter ideas

Infusion Spaces

Infusion Spaces

Infusion therapy is a commonly used treatment for a multitude of conditions: cancer, congestive heart failure, Crohn's Disease, hemophilia, immune deficiencies, multiple sclerosis, rheumatoid arthritis and more. The durations and frequency of treatments vary and everyone has different physical and emotional needs throughout their individual journey.

<https://www.steelcase.com/research/articles/topics/healthcare/ecosystem-spaces-infusion-therapy/>

<https://www.steelcase.com/research/articles/topics/healthcare/patient-safety-support-infusion-therapy-space-design/>



Infusion Spaces

Option 1



Before (9 Seats)



After (9 Seats)

Concept

Prior to COVID-19, not all infusion spaces were designed with today's social distancing guidelines in mind. In these applications, screens are added to give separation between visitors and help aid in infection control. Geometry of furniture was also taken into consideration, reducing face-to-face orientation between user groups. Sanitation supplies are also conveniently located nearby and are easily accessible, which encourages their frequent use by patients, care partners, and staff.

Infusion Spaces

Option 1- After

IN-1A

Application Includes

- Sync clinician station
- Sonata modular casegoods
- Sorrel guest seating
- Regard tables
- Empath recliner
- Amia task seating
- Separation Screens
- BluDot Wook wall hook

Details

1. Desktop mounted screens provide a layer of protection between staff and patients during check in and throughout their visit, when communication needs to occur.
2. Careful consideration of materials within the space is an important factor for infection control. Surfaces shown in this setting can be easily wiped down and are bleach cleanable.
3. Free-standing Separation Screens are translucent, providing staff a clear line of sight to patients.



Infusion Spaces

IN-1B

Option 1- After

Application Includes

- Sonata modular casegoods
- Sorrel guest seating
- Regard tables
- Empath recliner
- Separation Screens
- BluDot Wook wall hook

Details

1. Separation Screens can be easily wiped down and cleaned to aid in infection control.
2. Existing seating is dispersed to allow a minimum of 6' between user groups within the space.
3. Sanitation supplies are located nearby, allowing patients and care partners easy access to hand sanitizer and disinfectant during their visit.



Infusion Spaces

Option 2



Before (14 Seats)



After (14 Seats)

Concept

Prior to COVID-19, not all infusion spaces were designed with today's social distancing guidelines in mind. In these applications, screens are added to give separation between visitors and help aid in infection control. Geometry of furniture was also taken into consideration, reducing face-to-face orientation between user groups. Sanitation supplies are also conveniently located nearby and are easily accessible, which encourages their frequent use by patients, care partners, and staff.

Infusion Spaces

Option 2- After

IN-2A

Application Includes

- Convey modular casework
- Regard seating and tables
- Mineral recliner
- Amia task seating
- Separation Screens
- Montage panel system
- Pocket mobile cart
- Opus bedside table

Details

1. Desktop mounted screens provide a layer of protection between staff and patients during check in and throughout their visit, when communication needs to occur.
2. Regard seating arms and seat cushions can be interchanged, allowing facilities to change or reduce seat counts and density within the existing sofa frame.
3. Montage glass stackers allow increased separation between users, while maintaining a clear line of sight between patients and staff.



Infusion Spaces

Option 2- After

IN-2B

Application Includes

- Convey modular casework
- Montage panel system
- Regard seating and tables
- Opus bedside table
- Mineral recliner
- Amia task seating
- Separation Screens


Details

1. A sanitation station is conveniently located nearby, allowing easy access to patients and staff.
2. Convey modular casework provides ample storage for patients to stow their personal belongings during their visit.
3. The transaction counter with desk mounted Separation Screen provides a safe place for visitors to approach staff with questions.

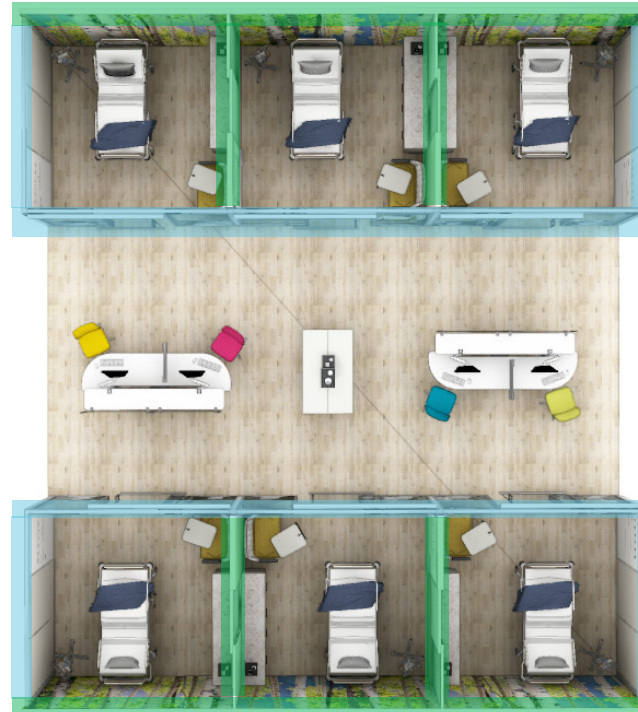


Infusion Spaces

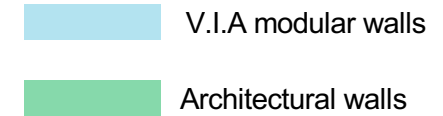
Option 3



Before (16 Seats)



After (16 Seats)



Concept

In this application, pediatric infusion spaces are separated by a combination of V.I.A modular walls and architectural walls. In the dividing architectural walls, a sliding glass partition is added. This allows the patient the option to open the partition and connect with adjacent patients when desired. In doing so, this encourages verbal communication and socialization among peers, and provides patients and care partners with a sense of community. The nurse stations are centrally located to provide direct line-of-sight and convenient access to the patients and their caregivers.

Infusion Spaces

IN-3A

Option 3- After

Application Includes

- Sync clinician station
- Convey modular casework
- V.I.A. modular walls
- Universal storage
- Casper cloaking film
- Amia task seating
- Soto functional screen
- Separation Screens

Details

1. Desktop mounted screens provide a layer of protection between staff and patients during check in and throughout their visit, when communication needs to occur.
2. Existing seating is dispersed to allow a minimum of 6' between users within the space.
3. The Sync footring offers comfort to clinical staff who walk many miles per shift. This welcome change of posture is an ergonomic benefit to clinicians and staff.



Infusion Spaces

Option 3- After

IN-3B

Application Includes

- Embold seating
- Convey modular casework
- V.I.A modular walls
- Campfire Skate table

Details

1. V.I.A.'s integrated whiteboard provides the care partner a designated location for writing questions, and also provide a place for clinician notes.
2. A small portable table provides a writing surface, or a location for personal items or technology while waiting.
3. Careful consideration of materials within the space is an important factor for infection control. Surfaces shown in this setting can be easily wiped down and are bleach cleanable.



Infusion Spaces

Option 3- After

IN-3C

Application Includes

- Embold seating
- Convey modular casework
- Campfire Skate table

Details

1. Convey modular casework provides patients and care partners a place to store their personal belongings during their visit.
2. An architectural sliding glass millwork partition allows patients the option to converse and socialize with adjacent patients when desired to gain a sense of community.



Additional Infusion Planning Ideas

Infusion Spaces

Option 4

Application Includes

- Empath recliner
- Aspekt guest seating
- Sonata modular casegoods
- Verge stool

Details

1. Additional seating provides space for care partners and can help aid in positive distraction for patients during their visit.
2. Sonata provides clinicians easy access to necessary supplies and storage, while maintaining clear site lines across the space.



IN-4A

Infusion Spaces

Option 5

IN-5A

Application Includes

- Embold seating
- Mineral recliner
- Sonata modular casegoods
- Regard seating and tables
- Montage panel system

Details

1. In this setting, a side table or mobile tablet is provided for care partners to accommodate their personal belongings.
2. Convenient access to power in the panels makes it easy for a patient or guest to plug in and charge their personal technology device during their visit.
3. Adding frameless glass stackers to panels allows for clear and open sightlines while still providing additional separation between users.



Infusion Spaces

Option 6


IN-6A

Application Includes

- Empath recliner
- Cura seating
- Regard seating and tables
- Sonata modular casegoods
- Blu Dot Splash coat rack

Details

1. A small side table provides a location for personal items during the patient's stay.
2. Coat racks are a welcome addition to any exam space because they offer a designated location for coats, purses and backpacks.
3. The Cura chair's passive flex frame encourages movement and accommodates subtle adjustments and nervous energy while aiding in overall comfort and circulation.



Infusion Spaces

Option 7

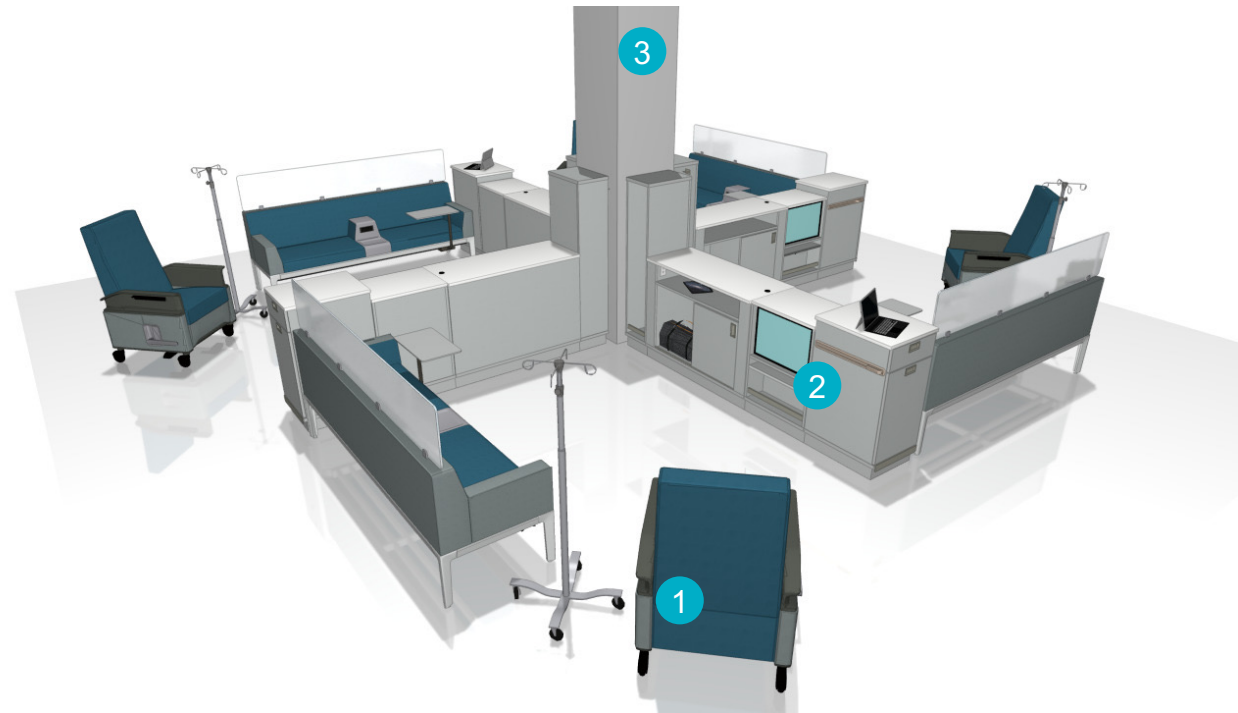
IN-7A

Application Includes

- Empath recliner
- Regard seating
- Sonata modular casegoods

Details

1. Careful consideration of materials within the space is an important factor for infection control. Surfaces shown in this setting can be easily wiped down and are bleach cleanable.
2. Sonata provides clinicians easy access to necessary supplies and storage, while maintaining clear site lines across the space.
3. This setting utilizes an architectural column in the space to maximize the existing real estate, while providing patients with their own large and comfortable infusion bay.



Infusion Spaces

Option 8

Application Includes

- Convey modular casework
- Mitra recliner
- Surround seating
- ScapeSeries table
- B-Free small cube
- Elective Elements storage

Details

1. With necessary medical supplies and storage within convenient reach, clinicians can easily focus on their patient's care.
2. Surround offers flexible seating options as well as a place for personal items within this private infusion setting.
3. Convey mounting boards provide a durable mounting location for work tools and accessories, minimizing dust and distraction when a change is needed.
4. Private infusion treatment spaces are an important part of the infusion ecosystem as it provides another level of privacy and comfort for those patients who are very ill.



IN-8A

Infusion Spaces

IN-9A


Option 9

Application Includes

- Regard seating, media cabinet, and desk cabinet
- Montage panel system
- Node stool
- Empath recliner

Details

1. A small side table provides a location for personal items in the exam space.
2. A mobile tablet arm provides a mobile writing surface for care partners and is a convenient location for technology or note taking.
3. Regard's media cabinet provides a space for a large monitor, allowing guests choice and control, and helps to provide positive distraction during their treatment.



Infusion Spaces

Option 10

IN-10A

Application Includes

- Empath recliner
- Surround seating
- Verge stool
- Sonata modular caseworks
- Convey modular casework
- Montage panel system

Details

1. Convey modular casework is a fully modular and parametric solution, allowing for simple installation, minimal disruption and the ability to repurpose components in the future.
2. Coffee service is a nice addition to any waiting environment, providing a setting for conversation and refreshment, if desired.
3. Sonata provides clinicians easy access to necessary supplies and storage, while maintaining clear site lines across the space.



THANK YOU